

TRAIL-CRUISER

BY R-VISION



Take a road less traveled.

TRAIL-CRUISER BENEFITS



- **Aluminum Framed, Laminated Construction**
Superior strength, lightweight, exceptional durability
- **Low Center of Gravity**
Safe, stable towing with today's downsized tow vehicles
- **Fiberglass Exterior Skin**
Easy to maintain, resistant to scratches, dents and dings
- **Aerodynamic Front Profile**
Less wind buffeting for more stable towing
- **One-Piece Steel Chassis**
Not bolted together-welded for extra strength
- **Utility Storage Door**
Easy access for camping accessories
- **Roto-Cast Holding & Fresh Water Tanks**
Seamless and lightweight
- **Rubber Roof**
More durable, lighter, quieter
- **Ducted Air-Conditioning**
All travel trailers 23' and above



TC-29BHDS - City Streets Interior



A/C Unit



A/C Unit Remote



TC-28RL - Camilla Slate Interior

STANDARDS & OPTIONS

	Travel Trailers	Expandables
Appliances/Equipment		
3 Burner Range Top	•	•
Power Range Hood with Light	•	•
Monitor Panel	•	•
Six Gallon Gas Water Heater	•	•
20,000 BTU Furnace	•	•
Demand Water Pump	•	•
Laminated Countertops	•	•
Double Bowl Kitchen Sink	•	•
Copper LP Gas Lines - Double Flared	•	•
Color Coded Water Lines	•	•
Water Heater Bypass Kit	•	•
Bath		
ABS Tub Surround or Shower Pan	•	•
Shower Curtain with Tieback	•	•
Shower Surround	•	•
Power Roof Vent	•	•
Adjustable Shower Head	•	•
Skylight	•	•
Medicine Cabinet with Mirror	•	•
Wall Mounted Light Switch	•	•
Construction		
5" Truss Roof with Walkable Decking	•	•
Welded, Aluminum Framed, Laminated Walls with 1-1/2" Polystyrene Block Foam Insulation (R-7), Fiberglass Exterior Covering	•	•
Welded, Aluminum Framed, Laminated Floor with 1-1/2" Polystyrene Block Foam Insulation (R-7)	•	•
Framed, Braced and Wired for Air Conditioning	•	•
Rotocast Holding Tanks	•	•
Rotocast Fresh Water Tank	•	•
Electrical		
Patio Light with Amber Lens	•	•
Ceiling Lights with Wall Switch	•	•
120 Volt GFI Protected Circuit(s)	•	•
120 Volt Breaker Panel	•	•
Outside 120 Volt Receptacle	•	•
30 Amp, 28' Power Cord (Detachable)	•	•
55 Amp Converter with Charger	•	•
Battery Rack	•	•
Pre-Wired for Microwave	•	•
Exterior		
Rubber Roof	•	•
Fiberglass Skin	•	•
Radius Tinted Windows	•	•
Radius Entry Door with Window, Deadbolt Lock and Screen Door	•	•
Outside Storage Compartment	•	•
Self-Storing Step	•	•
20# LP Tanks with Cover	•	•
2-5/16" Coupler	•	•
Utility Door Corner Beds	•	•
Radius Baggage Door	•	•
Automotive "D" Seal on all Windows	•	•
Interior		
Large Galley Window	•	•
5" Reversible Dinette and Bunk Cushions	•	•
Hard Valances with Lambrequins in Living Area	•	•
Mini Blinds	•	•

	Travel Trailers	Expandables
No-Wax Vinyl Flooring	•	•
Mortise and Tenon Solid Wood Cabinet Doors	•	•
Roof Vent in Living Area (Deleted with Optional Air Conditioning Some Models)	•	•
Power Roof Vent in Bath	•	•
Inside - Outside Table (TC21RBH, TC21DBL & C21RBH)	•	•

Bed Ends (Expandables)

Tent (Attached Inside C-channel to Prevent Water Entry)		•
Continuous Piano Hinge for Added Strength		•
Key Locked for Security		•
Compression Clamps Ensure Tight Bond of Bunk Seals		•
4" Bunk End Cushions for Comfort		•
Pre-wired for Bunk Lights		•
Cable Supports for Bunk Ends-No Poles		•

Running Gear

14" Radial Trailer Tires with Tandem Axles	•	•
White Spoked Wheels	•	•
Tandem Axles (N/A on C-17)	•	•
10" Electric Brakes, All Wheels	•	•
Galvanized Wheel Wells	•	•
Leaf Spring Suspension System	•	•
Easy Lube Hubs	•	•

Safety

Break-A-Way Switch	•	•
Fire Extinguisher	•	•
Smoke Detector	•	•
LP Detector	•	•
Safety Chains	•	•
Ground Fault Protected Circuit(s)	•	•
Dead Bolt Door Lock	•	•

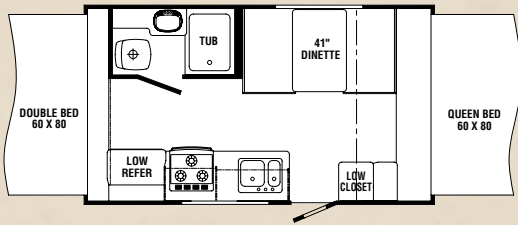
Options

	Travel Trailers	Expandables
Air Conditioning, 13,500 BTU	•	•
15,000 BTU	•	•
Awning	•	•
Spare Tire, Wheel and Carrier	•	•
Stabilizer Jacks (4) (STD in Expandable)	•	•
TV Antenna/Cable	•	•
Outside Grill	•	•
AM/FM CD Player	•	•
Microwave	•	•
Oven	•	•
Roof Ladder	•	•
Outside Sliding Storage Drawer	•	•
Outside Shower	•	•
D.S.I. Water Heater	•	•
2 Door Refrigerator (N/A on C-17)	•	•
Stove Cover	•	•
Fan-Tastic Fan	•	•
2 Bar Stools (TC30QBSS only)	•	•
Double Entry Step	•	•
15" LCD/DVD TV	•	•
Equa Flex Suspension	•	•
30# LP Bottles	•	•

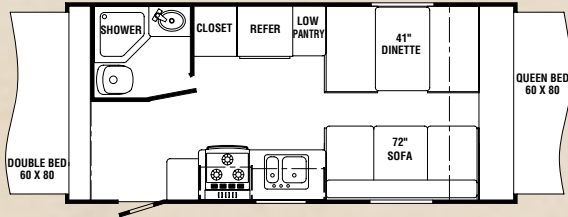
EXPANDABLES



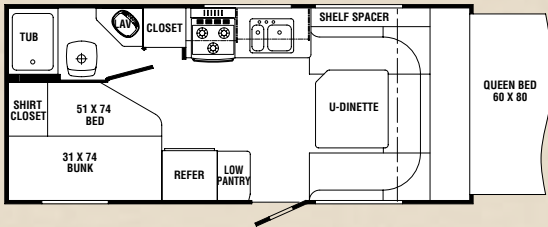
C17



C191

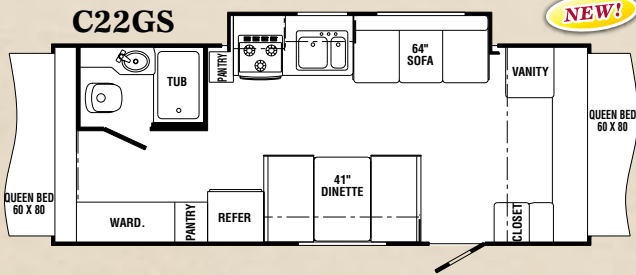


C21RBH

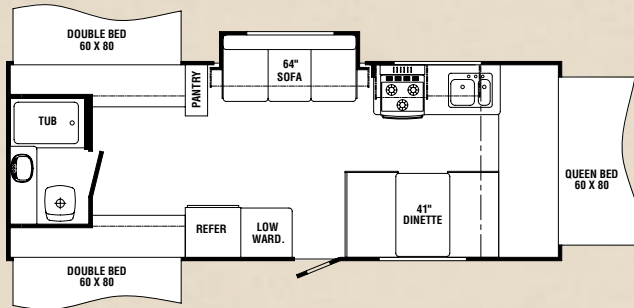


C22GS

NEW!



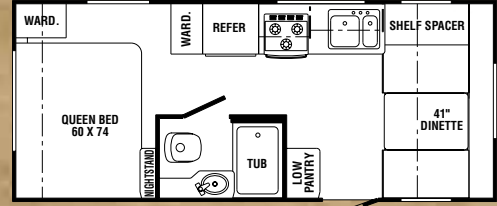
C243S



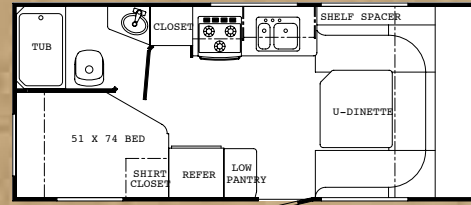
TRAVEL TRAILERS

TC19QB

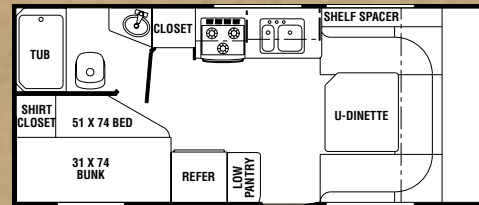
NEW!



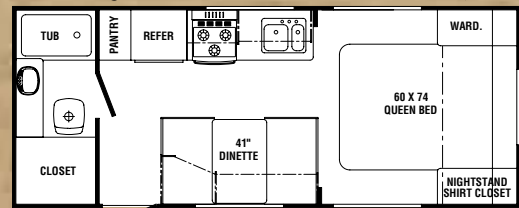
TC21DBL



TC21RBH



TC23QB



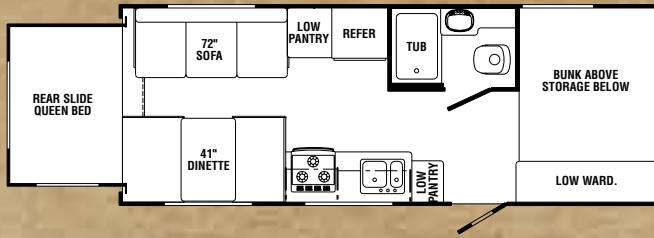
Trail-Cruiser Expandables offer easy, lightweight towing along with well-appointed interiors for camping comfort. Four family-friendly floor plans expand to give you lots of sleeping space for everyone to come along and join the fun.

SPECIFICATIONS	C17	C191	C21RBH	C22GS	C243S
Length (Closed)	17'10"	21'10"	22'5"	24'3"	26'2"
Length (Open)	20'10"	23'8"	22'5"	27'3"	29'2"
Width (w/o Awning)	96"	96"	96"	96"	96"
Height (w/AC)	10'4"	10'4"	10'4"	10'4"	10'4"
Load Cap.	1138	2508	2562	TBD	1910
*Hitch Dry Wt. (Appr.)	346	399	419	TBD	492
*Axle Dry Wt. (Appr.)	2362	3092	3038	TBD	3690
*Total Dry Wt.	2708	3491	3457	TBD	4182
Fresh Water Tank Cap.	30	30	30	30	30
Grey Water Cap.	30	30	30	30	30
Black Water Cap.	30	30	30	30	30
Tire Size	205/75R14	205/75R14	205/75R14	205/75R14	205/75R14

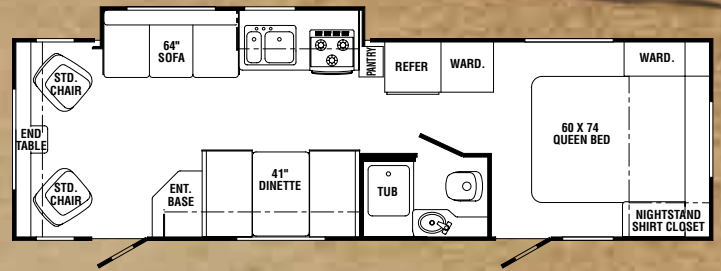
*Weights are approximate and based on standard features, optional equipment not included.



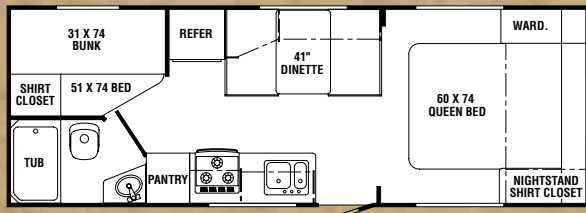
TC23SB



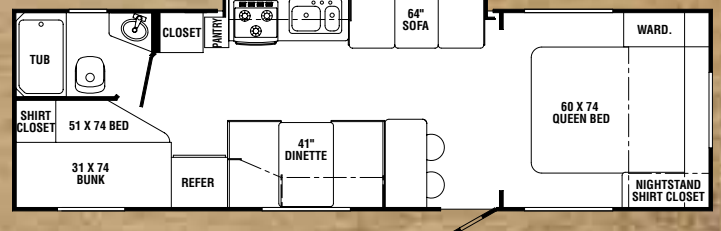
TC28RLSS



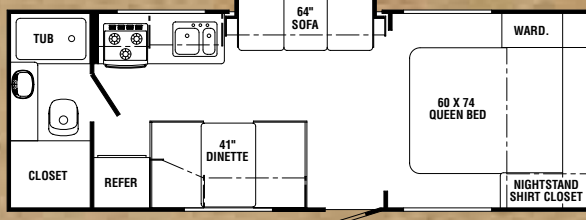
TC26QBH



TC30QBSS



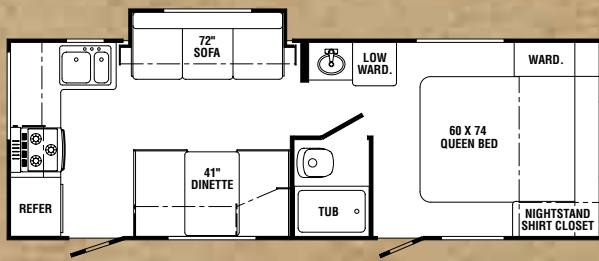
TC26QBS



TC29BHDS



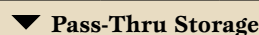
TC26RKS



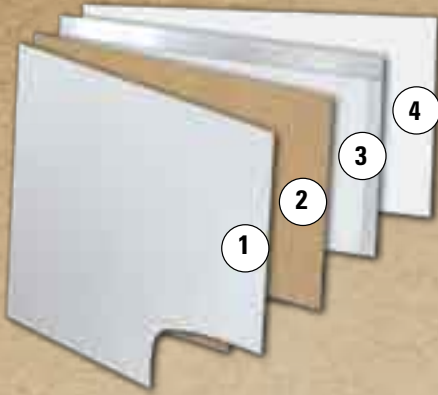
Large on living, yet light on towing, Trail-Cruiser Travel Trailers give you the best of both worlds. Spacious, comfortable interiors combine with lightweight construction and aerodynamic design to create these popular easy-to-tow units.

SPECIFICATIONS	TC19QB	TC21DBL	TC21RBH	TC23QB	TC23SB	TC26QBH	TC26QBS	TC26RKS	TC28RLSS	TC30QBSS	TC29BHDS
Length	22'6"	22'5"	22'5"	23'11"	25'6"	26'11"	26'11"	27'7"	31'7"	31'7"	TBD
Width (w/o Awning)	96"	96"	96"	96"	96"	96"	96"	96"	96"	96"	96"
Height (w/AC)	10'4"	10'4"	10'4"	10'4"	10'4"	10'4"	10'4"	10'4"	10'4"	10'4"	10'4"
Load Cap.	TBD	2926	2926	2218	2140	2242	1854	1920	2936	2740	2328
*Hitch Dry Wt. (Appr.)	TBD	377	389	195	332	523	481	566	576	427	417
*Axle Dry Wt. (Appr.)	TBD	2674	2956	3382	3460	3358	3746	3680	4064	4260	4672
*Total Dry Wt.	TBD	3051	3345	3554	3792	3881	4227	4246	4640	4687	5089
Fresh Water Tank Cap.	30	30	30	30	30	30	30	30	30	30	30
Grey Water Cap.	30	30	30	30	30	30	30	30	30	30	30
Black Water Cap.	30	30	30	30	30	30	30	30	30	30	30
Tire Size	205/75R14	205/75R14	205/75R14	205/75R14	205/75R14	205/75R14	205/75R14	205/75R14	205/75R14	205/75R14	205/75R14

*Weights are approximate and based on standard features, optional equipment not included.




CONSTRUCTION FEATURES



Sidewall

2" Thick Laminate R-7

1. Fiberglass Skin - dent resistant, low maintenance
2. Luan
3. Aluminum Frame and Foam
4. Wallboard



Floor

2" Thick Laminate R-7

1. Luan
2. Luan
3. Aluminum Frame and Foam
4. Luan
5. Darco

R-Vision Exclusive

Free Standing
RVQ Grill



60" X 80"

Fold Down Beds

Saves space while providing comfortable sleeping quarters.

General Warranty Information*


• Rubber Roof	12 Years
• Fiberglass Skin	2 Years
• Chassis	2 Years
• Lamination	2 Years
• Atwood Appliances	2 Years
• Norco Slideout System	2 Years
• Suspension System	2 Years
• General Camper Coverage	1 Year

*Refer to specific written warranty statement

ENCLOSED HEATED UNDERCARRIAGE



5" Roof Truss
with Ducted AC
and Walkable Decking



Your Dealer



Our 58 Acre Complex In
Warsaw, Indiana

R-Vision, Inc.
2666 S. Country Club Drive
Warsaw, IN 46580
574.268.2111
www.trail-lite.com

As R-Vision constantly strives to improve our product, all specifications listed in this informative brochure are subject to change without notice or obligation. Photos may show optional equipment which is not included in the purchase price of the unit. Test drive and review a current model on your dealer's lot today.

R-80-100 2008 R-Vision, Inc. Litho U.S.A.